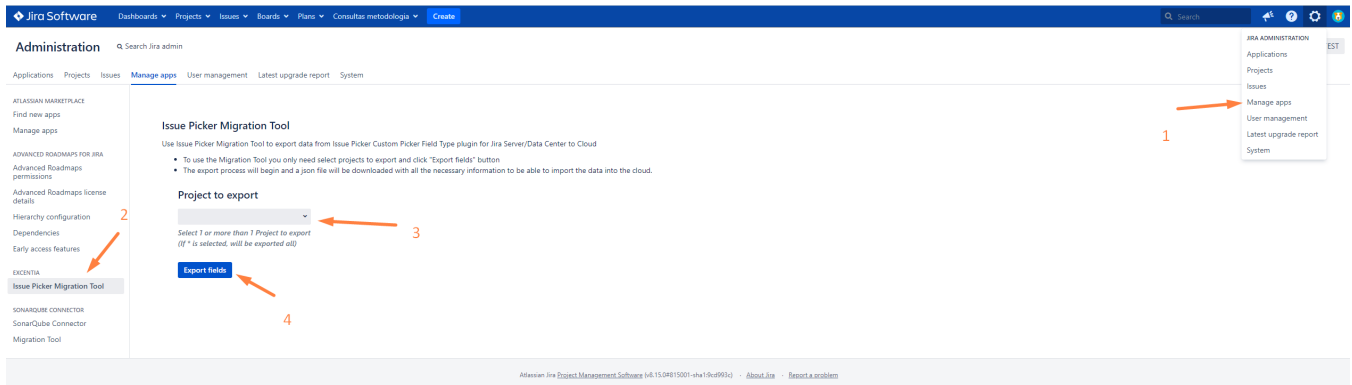
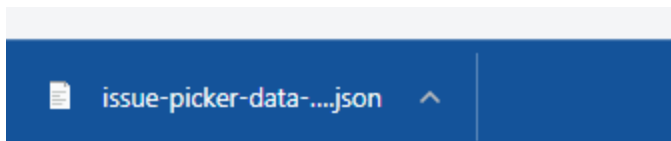


Cloud - Migration Tool

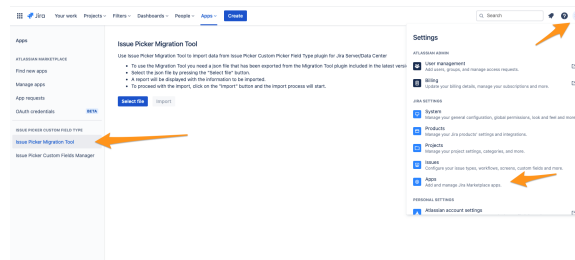
If you already have a version of Issue Picker Custom Field Type for Server/DataCenter, you can import all your issue pickers with their values, config and contexts to cloud using the Issue Picker Migration tool. First you will need to create de Json import file , in your Jira Server / Data Center go to Manage Apps -> Issue Picker Migration Tool , select projects to import and then export fields.



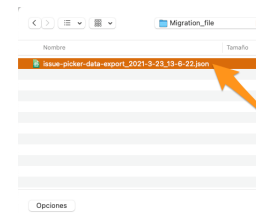
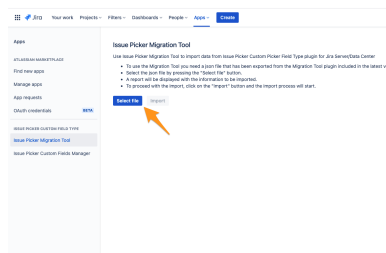
Json import file created



Now in Jira Cloud , Go to Apps Issue Picker Migration Tool



Select the json file by pressing the "Select file" button.



A report will be displayed with the information to be imported.

To proceed with the import, click on the "Import" button and the import process will start.

