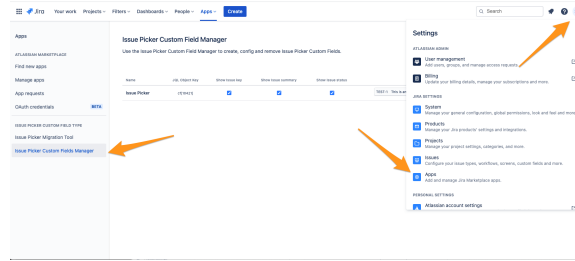
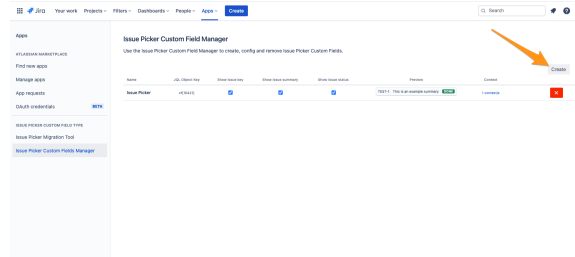


# Cloud - Create new Issue Picker fields

Go to Apps Issue Picker Custom Fields Manager



Create your new custom field from create button



Choose the name and layout of your brand new custom field

## New Issue Picker

Name\*

Issue Picker

Create link  

Duplicate

Type

Multiple  Single 

Layout (1 choice at least required)

Show Issue key  Show Issue summary  Show Issue status 

JQL Filter

project = "IPP" AND issuetype = "bug"

Preview

TEST-1 This is an example summary 

Create

Cancel

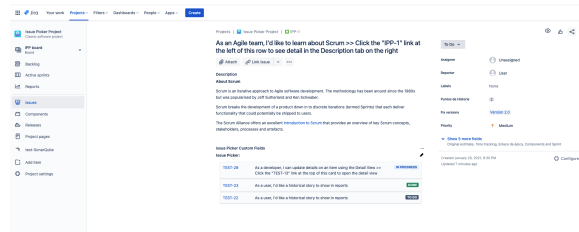
Your new issue picker custom field you will be able to edit the field and set the values from issue view



You can edit the value from the pencil icon located in the upper right part of the field. And it save value when lost the focus.



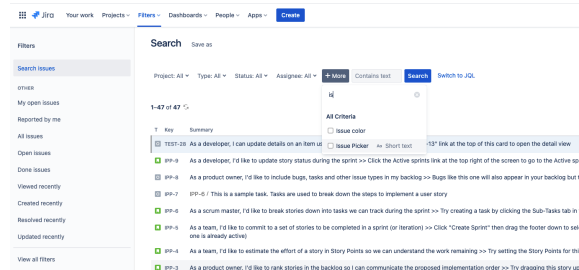
This is how you can see the new issue picker field in Jira issue view



You can also add a new column in issue navigator to display the issue picker custom field



You can even use the custom field searcher to create filters using the newly created issue picker custom field



Just add the criteria on that field and complete the form to filter the results

