

# Features

The main goal of the plugin is to integrate JIRA with your SonarQube instance and code quality metrics.

This is very important because not all the people access SonarQube to review their code quality data. With this plugin, we are providing all the information in JIRA, so that the users don't need to change their context to SonarQube.

## OpenAI integration

### Get easy and fast possible resolutions to your sonarqube evidences created in Jira!

We are proud to announce that our connector has a new functionality through the integration of open ai in our plugin.

Now every time an issue is created in jira from our connector, in the comments of the newly created issue, one or several possible solutions given by open ai will also be created, to correct the sonar evidence associated with the issue. In this way we help to improve the quality of the code and the maintenance of the applications.

If the Jira issue is associated with several evidences for the same rule, a maximum of 3 comments will be created in the subject with the possible solutions offered by open ai.

These comments are suggestions for solving the problem in code using the [OpenAI API](#). If you don't have a token, you can generate it from [here](#)

The consultation for the resolution of the evidence is not instantaneous, we would appreciate it if you are a little patient when it comes to obtaining the answers.

#### "Create issue from the Sonarqube Connector Panel" :

Execution of the Garbage Collector should be triggered only by the JVM	Java	1	
Constants should not be defined in interfaces	Java	1	
"Object finalize()" should remain protected (versus public) when overriding	Java	1	
Constant names should comply with a naming convention	Java	1	
Null should not be returned from a "Boolean" method	Java	1	
Instance methods should not write to "static" fields	Java	1	
JUnit assertTrue/assertFalse should be simplified to the corresponding dedicated assertion	Java	92	
Assertion arguments should be passed in the correct order	Java	92	

#### Access to the Jira issue created to get suggested resolutions :

Projects / TEST / TEST-484

#### JUnit assertTrue/assertFalse should be simplified to the corresponding dedicated assertion

Attach Create subtask Link issue Issue Picker Custom Fields test-Issue Picker Custom Fields

##### Description

Testing equality or nullness with JUnit's 'assertTrue()' or 'assertFalse()' should be simplified to the corresponding dedicated assertion.

##### ## Noncompliant Code Example ##

```
Assert.assertTrue(a.equals(b));
Assert.assertTrue(a == b);
Assert.assertTrue(a == null);
Assert.assertTrue(a != null);
Assert.assertFalse(a.equals(b));
```

##### ## Compliant Solution ##

```
Assert.assertEquals(a, b);
Assert.assertSame(a, b);
Assert.assertNull(a);
Assert.assertNotNull(a);
Assert.assertNotEquals(a, b);
```

Go to check your issues to SonarQube project: JMeter

##### Activity

Show: All Comments History Work log SonarQube test-SonarQube dev-SonarQube

Backlog 2 Actions

Details Assignee, Reporter, L...

##### More fields

Original estimate

0m

Time tracking

No time logged

Epic Link

None

Components

None

Fix versions

None

Created 1 minute ago

Updated 40 seconds ago

Configure

Newest first 17

Show: 

All

Comments

History

Work log

SonarQube

test-SonarQube

dev-SonarQube

Newest first 17

Add a comment...

Pro tip: press **M** to comment

Sj

SonarQube Connector for Jira

6 minutes ago

JMeter

src/\_/http/control/TestCookieManagerThreadIteration.java (L120)

Use assertEquals instead.

Where is the issue?

assertTrue("Before the iteration, the quantity of cookies should be 1");

Suggestion on how to fix the issue

To fix this issue, replace the following line:

`assertTrue("Before the iteration, the quantity of cookies should be 1", cookieManagerDynamic.getCookies().size() == 1);`

with:

`assertEquals(1, cookieManagerDynamic.getCookies().size(), "Before the iteration, the quantity of cookies should be 1");`

This uses 'assertEquals' instead of 'assertTrue' to check that the size of cookies returned by 'cookieManagerDynamic.getCookies()' is equal to 1. The error message will also be more descriptive.

Additionally, replace the line:

`assertTrue("After the iteration, the quantity of cookies should be 1", cookieManagerDynamic.getCookies().size() == 1);`

with:

`assertEquals(STATIC\_COOKIE, cookieManagerDynamic.getCookies().get(0).getName(), "After the iteration, the value of cookie should be the initial cookies");`

Here, 'assertEquals' is used instead of 'assertTrue' to compare the name of the first cookie element with 'STATIC\_COOKIE', and a descriptive error message is provided.

Powered by OpenAI

Edit · Delete ·

Sj

SonarQube Connector for Jira

4 minutes ago

JMeter

src/\_/http/control/TestCookieManagerThreadIteration.java (L102)

Use assertEquals instead.

Where is the issue?

assertTrue("After the iteration, the quantity of cookies should be 1");

Suggestion on how to fix the issue

To fix the issue, the assertTrue assertion can be replaced with the assertEquals assertion in the following way:

1 assertEquals("After the iteration, the quantity of cookies should be 1",

Backlog

Actions

Details Assignee, Reporter, L...

More fields

Original estimate

0m

Time tracking

No time logged

Epic Link

None

Components

None

Fix versions

None

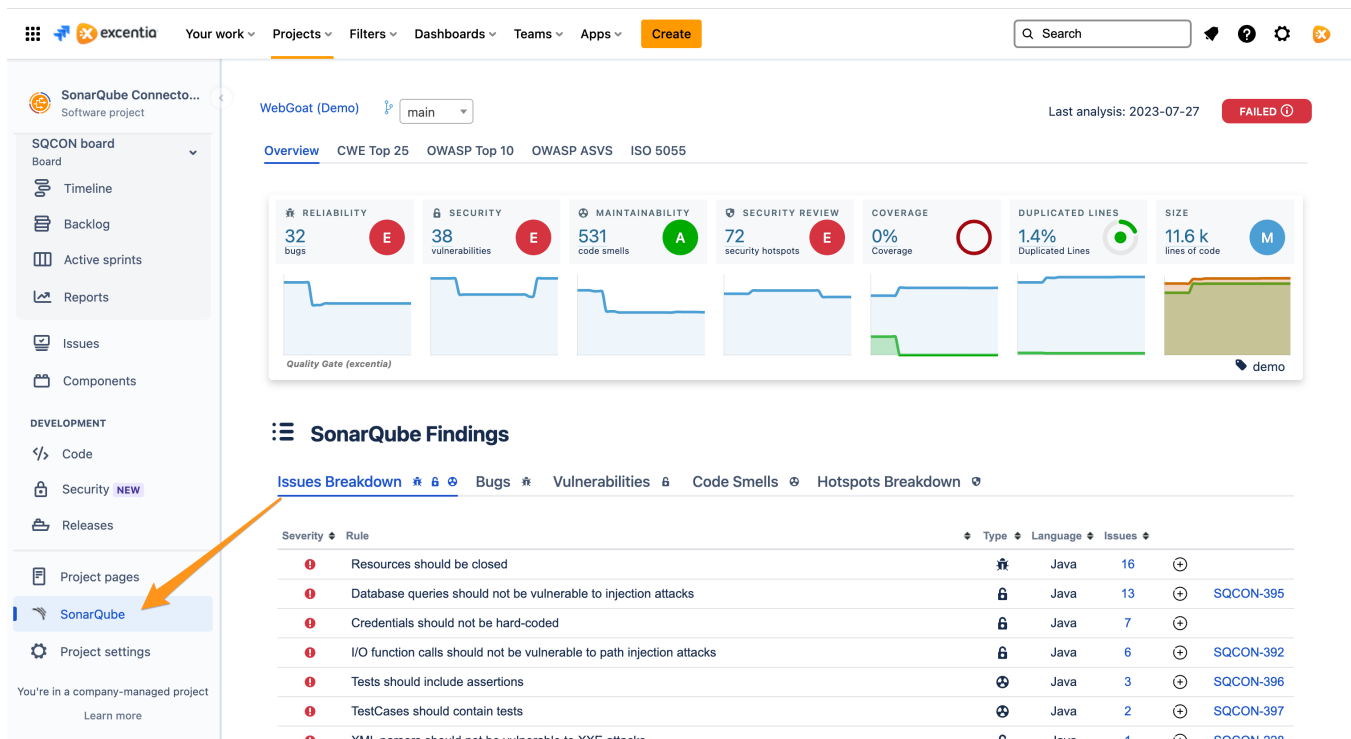
Created 1 minute ago

Updated 40 seconds ago

Configure

## Features at project level

You can browse your project code quality at anytime by **using the project tab panel in your project sidebar**. You will access the full SonarQube dashboard with all your summary and details:



## Project Portfolio

Since 1.4 version you can link multiple projects to your Jira project in SonarQube Connector settings.

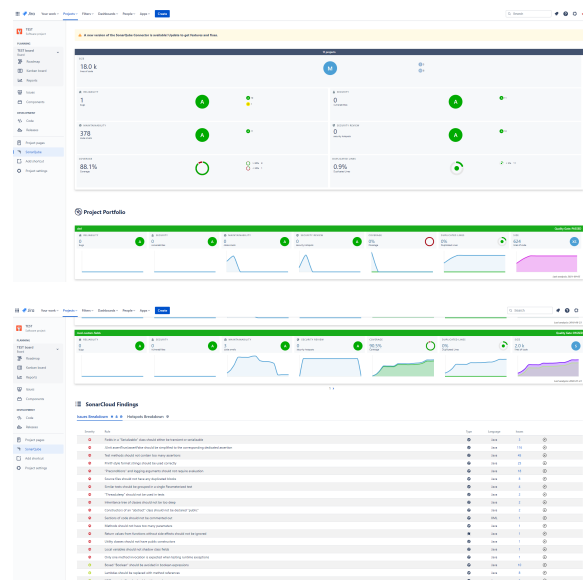
You just have to provide a comma separated list of project keys instead of only one. Note that if the list is too big then the page will take long to display.

This is very useful if your Jira project manages several software components and you want to have all of them in your SonarQube tab panel.

SonarQube Connector for Jira will aggregate all the metrics into a single view.

This new view provides:

- **A header section** with all the collected metrics and global ratings. This includes the project distribution for each rating (size, reliability, security and maintainability) and the aggregated measures.
- **A project portfolio section** with the information for each project, including last analysis date and quality gate.



## How do we compute the global ratings?

If you configure multiple projects then you will get a global rating for the main quality metrics: size, reliability, security and maintainability:

- **Size rating:** this is the sum of all lines of code of all the projects. The rating is computed exactly the same as a individual project. See [Size Rating](#) for more information.
- **Reliability, Security and Maintainability rating:** these ratings are computed by giving values from 1 to 5 to each project depending on the rating (A=1 ... E=5). Then we sum all the values and compute the average number. This number is rounded to the nearest value from 1 to 5. This value will be the global rating for your projects.

## SonarQube Issues Breakdown

Since 1.5 version you are able to see SonarQube issues directly in your project tab panel.

A new section has been added to your panel so that you can see all issues of the SonarQube resources linked through the connector.

Issues will be summarized if you have more than one resource key in your settings.

This way, as a manager, you can review your top issues inside your Jira project. All the information in the same place.

If you need issue details, we have provided a link to your SonarQube /SonarCloud instance.

[illegible]

# Create Jira Issues from SonarQube Issues

Since 1.7.1 version you can create SonarQube issues in Jira.

A button has been added in the row of the SonarQube rule to create them.

Issue will be created as follows:

- **Summary:** Name of the SonarQube rule.
- **Description:** A link to SonarQube issues. (If you have more than one project, a link is created only to projects that have issues)

If the SonarQube rules already have an associated issue, you will get a warning saying the issue cannot be created because it already exists.

If a new SonarQube analysis is launched and some issues have already been resolved and new ones have appeared, pressing the button will only create a new issues with the new ones.

When issue is created, a Jira issue link appears in the same row of SonarQube rule. If issue has been deleted or resolved, nothing appears.

**Note**

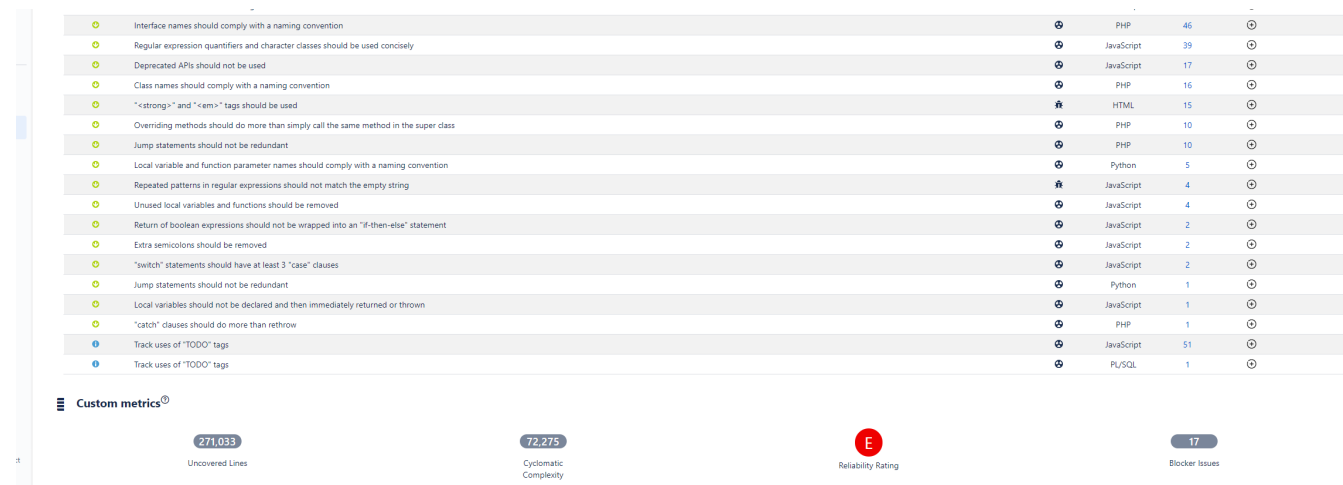
Since 2.3 the creation of issues with required fields is supported.

In case the configured issue type has required fields, the create issue dialog will be opened to fill the required fields.

# Custom Metrics

Since 1.8 version you can add a list of custom metric keys to display in the dashboard, you can specify 1 or a list of metric keys separated by commas. For example: blocker\_violations, major\_violations, classes.

## Single project



## Multi project

