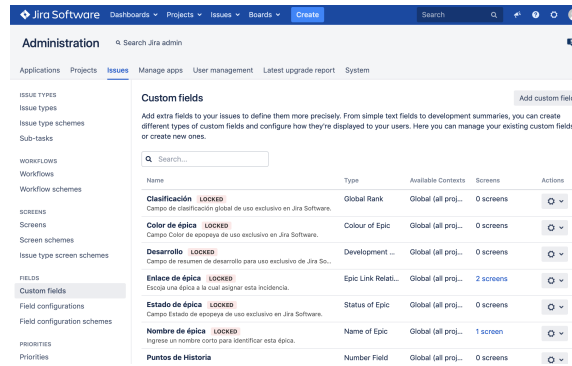
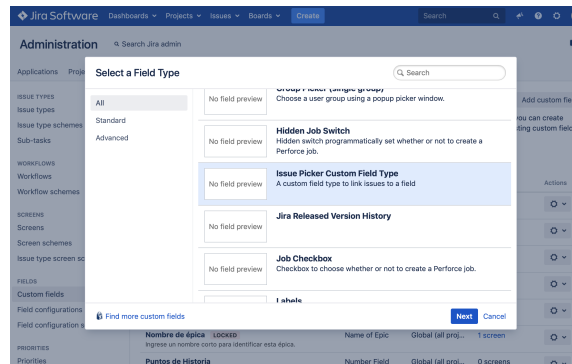


# Create new Issue Picker fields

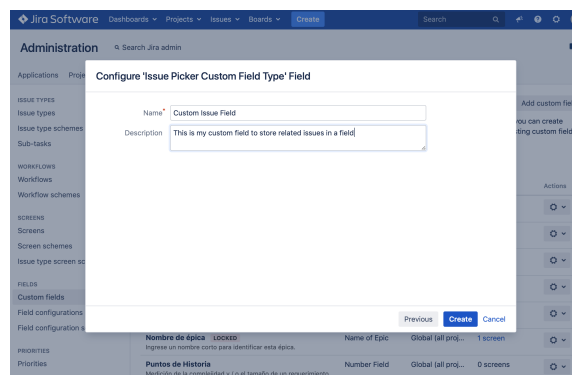
Go to  
Administration  
Issues -> Custom  
fields



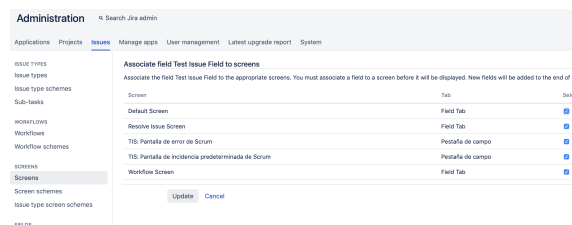
Create your new  
custom field by  
using the newly  
added **Issue  
Picker Custom  
Field Type**



Choose the name  
and description of  
your brand new  
custom field

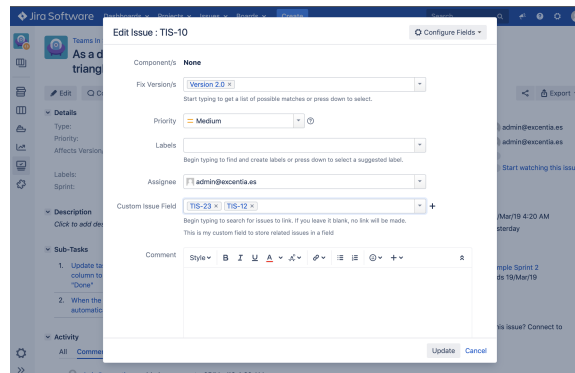


Associate your new  
issue picker  
custom field to the  
desired screens

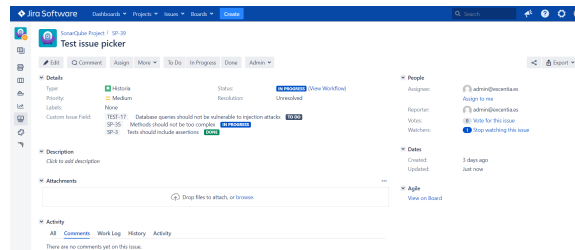


Once the screens  
are associated with  
your new issue  
picker custom field  
you will be able to

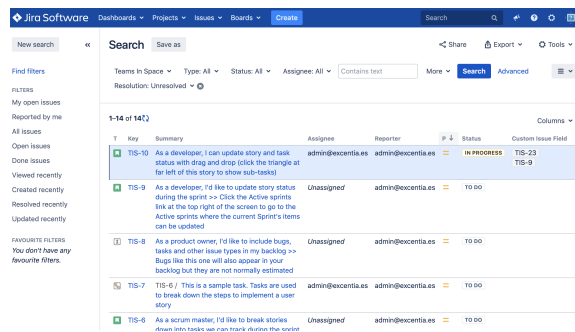
edit the field and  
set the values for  
the related issues



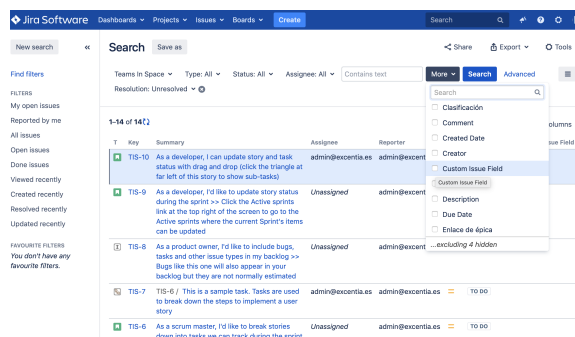
This is how you  
can see the new  
issue picker field in  
Jira issue view



You can also add a  
new column in  
issue navigator to  
display the issue  
picker custom field



You can even use  
the custom field  
searcher to create  
filters using the  
newly created  
issue picker  
custom field



Just add the  
criteria on that field  
and complete the  
form to filter the  
results

